

ATA

ATA Terra + Bloombastic

GROW GUIDE



ATAMI










NATURALLY INNOVATING

BLOOMBASTIC

ATA

ATA Terra + Bloombastic GROW GUIDE

dosage on 1 litre water
pH: 6.0 - 6.5
EC: 1.2 - 2.2

WEEK:	1	2	3	4	5	6	7	8	9	10
 LIGHT:	18h	12h	12h	12h	12h	12h	12h	12h	12h	
	ATA Rootfast 1 - 5 ml									
	Atazyme 1 - 3 ml									
	ATA Terra Leaves 1 - 5 ml									
	ATA Terra Max 1 - 5 ml									
	Bloombastic 0,5 - 1 ml									
	ATA Clean 0,05 - 0,1 ml									
	B'cuzz Silic Boost 0,1 ml									



ATAMI

NATURALLY INNOVATING

Atami BV • Huisbergenweg 9 • 5249JR Rosmalen • the Netherlands
T. + 31 (0) 73 52 23256 • F. + 31 (0) 73 52 13259 • sales@atami.com • www.atami.com

0091541A.0218

BLOOMBASTIC