

ATA

ATA Awa A&B + Rootbastic

GROW GUIDE



ATAMI






NATURALLY INNOVATING


ROOTBASTIC

ATA

ATA Awa A&B + Rootbastic GROW GUIDE

dosage on 1 litre water
pH: 5.2 - 5.5
EC: 1.2 - 2.2

WEEK:	1	2	3	4	5	6	7	8	9	10	
LIGHT:	18h	12h	12h	12h	12h	12h	12h	12h	12h		
	Rootbastic 0,1 ml	Rootbastic 0,2 ml	Rootbastic 0,3 ml								
			Atazyme 1 - 3 ml								
	ATA Awa Leaves A: 1 - 2,5 ml B: 1 - 2,5 ml										
			ATA Awa Max A: 2,5 - 3 ml B: 2,5 - 3 ml			ATA Awa Max A: 3 - 4 ml B: 3 - 4 ml					
			ATA XL 1 - 1,5 ml								
						ATA PK13/14 1 - 2 ml					
				ATA CalMag 0,1 - 1 ml							
				B'cuzz Silic Boost 0,1 ml							



ATAMI

NATURALLY INNOVATING

Atami BV • Huisbergenweg 9 • 5249JR Rosmalen • the Netherlands
T. + 31 (0) 73 52 23256 • F. + 31 (0) 73 52 13259 • sales@atami.com • www.atami.com

0091715.0218

ROOTBASTIC