

# ATA

## ATA Awa A&B + Rootbastic & Bloombastic

GROW GUIDE



**ATAMI**

NATURALLY INNOVATING

**BLOOMBASTIC  
ROOTBASTIC**

# ATA










## ATA Awa A&B + Rootbastic & Bloombastic

GROW GUIDE

dosage on 1 litre water

pH: 5.2 - 5.5

EC: 1.2 - 2.2

WEEK:	1	2	3	4	5	6	7	8	9	10
 LIGHT:	18h	12h	12h	12h	12h	12h	12h	12h	12h	
	Rootbastic 0,1 ml	Rootbastic 0,2 ml	Rootbastic 0,3 ml							
						Atazyme 1 - 3 ml				
	ATA Awa Leaves A: 1 - 2,5 ml B: 1 - 2,5 ml									
			ATA Awa Max A: 2,5 - 3 ml B: 2,5 - 3 ml				ATA Awa Max A: 3 - 4 ml B: 3 - 4 ml			
							Bloombastic 0,5 - 1 ml			
					ATA CalMag 0,1 - 1 ml					
					B'cuzz Silic Boost 0,1 ml					



**ATAMI**

NATURALLY INNOVATING

Atami BV • Huisbergenweg 9 • 5249JR Rosmalen • the Netherlands

T. + 31 (0) 73 52 23256 • F. + 31 (0) 73 52 13259 • sales@atami.com • www.atami.com

0091716.0218

**BLOOMBASTIC  
ROOTBASTIC**