

ATA

ATA Awa A&B + Bloombastic

GROW GUIDE



ATAMI










NATURALLY INNOVATING

BLOOMBASTIC

ATA

ATA Awa A&B + Bloombastic GROW GUIDE

dosage on 1 litre water
pH: 5.2 - 5.5
EC: 1.2 - 2.2

WEEK:	1	2	3	4	5	6	7	8	9	10	
 LIGHT:	18h	12h	12h	12h	12h	12h	12h	12h	12h		
	ATA Rootfast 1 - 5 ml										
			Atazyme 1 - 3 ml								
	ATA Awa Leaves A: 1 - 4 ml B: 1 - 4 ml										
			ATA Awa Max A: 2 - 4 ml B: 2 - 4 ml								
					Bloombastic 0,5 - 1 ml						
	ATA CalMag 0,1 - 1 ml										
	B'cuzz Silic Boost 0,1 ml										



ATAMI

NATURALLY INNOVATING

Atami BV • Huisbergenweg 9 • 5249JR Rosmalen • the Netherlands
T. + 31 (0) 73 52 23256 • F. + 31 (0) 73 52 13259 • sales@atami.com • www.atami.com

0091713.0218

BLOOMBASTIC